





Indian Land Tenure
FOUNDATION



Karuk Tribe: *Nanu'avaha*

Kindergarten Workbook

This book belongs to _____





Karuk Tribe: *Nanu'ávaha*

Acknowledgements

The Karuk Tribe recognizes that the *Nanu'ávaha* curriculum represents the combined efforts of many to collect, present and perpetuate tribal knowledge to and for the next generations. As such, your feedback about the curriculum and its effectiveness is an important part of this living document.

We would like to acknowledge that our curriculum is based on the work of the Klamath-Trinity Joint Unified School District Indian Education Program, and extend our deep appreciation and respect for those who worked on their Indian Land Tenure project: Margo Robbins, Billie Sanderson, Monique Sonoquie, Kate Lowry, and Phil Albers.

We also appreciate the support and valuable input from:

Karuk Resource Advisory Board: Earl Crosby, Jaclyn Goodwin, Leaf Hillman, Alvis “Bud” Johnson, Joshua Saxon, Toz Soto, Renee Stauffer, William Tripp, and Alex Watts-Tobin

Karuk Food Security/Indian Land Tenure Curriculum Developers and Tribal Oversight: Leaf Hillman, Lisa Hillman, Bari Talley, and William Tripp

Karuk Tribal Council: Russell Attebery, Elsa Goodwin, Sonny Davis, Alvis “Bud” Johnson, Joshua Saxon, Renee Stauffer, Arch Super, Robert Super and Joseph Waddell

Others who have helped contribute: Adrian Gilkison, Julian Lang, Karen Lenk, Sophie Neuner, Craig Tucker, and many more in abundant ways

We are grateful for the generosity of Indian Land Tenure Foundation for making this curriculum project possible. This project was funded by the USDA-Agriculture and Food Research Initiative of the National Institute for Food and Agriculture Grant #2012-68004-20018.

Yôotva – Thank you!

©2015 Karuk Tribe

All rights are reserved.

No part of this book may be reproduced without the express written permission of the Karuk Tribe. This booklet was produced by the Karuk Tribe, 64236 Second Avenue, PO Box 1016, Happy Camp CA 96039, 530-493-1600 Website: www.karuk.us

Layout and design: Bari Gayle Morehead Talley



Name _____

Trace the letters to write the names of family members and draw a line to the picture it names.

Family Member Names



grandma



brothers



dad



grandpa



sister




mom

Name _____

Draw a line from each family picture on the left side of the page to the matching family picture on the right.

Family Picture Match




Name _____

Family Coloring Worksheet




Name _____




This is me!

Name _____




This is my family.

Name _____




My favorite thing to eat with my family is:

Name _____



My favorite thing to do with my family is:

Name _____





I like to play:

Name _____

Phonics: Initial Consonant 'S' worksheet

Draw a line to all the things that start with 's.' Color the pictures that start with the sound 's.'



S s




Draw something that starts with the sound 's'

Name _____

Color Words worksheet


Color the strawberry **red**. Color the blackberry **black**. Color the gooseberry **green**. Color the huckleberry **purple**



strawberry



blackberry



gooseberry



huckleberry

Name _____

Acorn Comprehension Questions

1. When do we gather acorns?
 - a) winter
 - b) summer
 - c) fall
2. What kind of trees do acorns grow on?
 - a) oak
 - b) fir
 - c) cherry trees
3. The “cap” on a tanoak acorn is _____.
 - a) rough
 - b) smooth
 - c) red
4. If an acorn has a hole in the shell, what does it mean?
 - a) it is good
 - b) it is wormy
 - c) you should give it to your grandma
5. What is the name of the basket used to gather acorns?
 - a) baby basket
 - b) mortar
 - c) burden basket

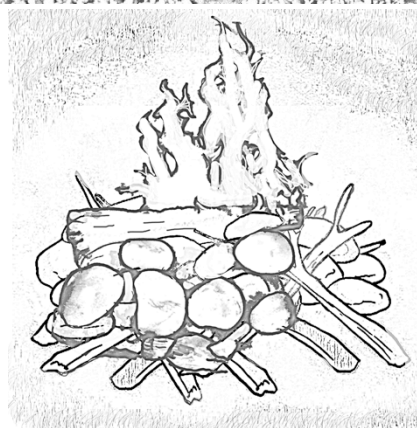
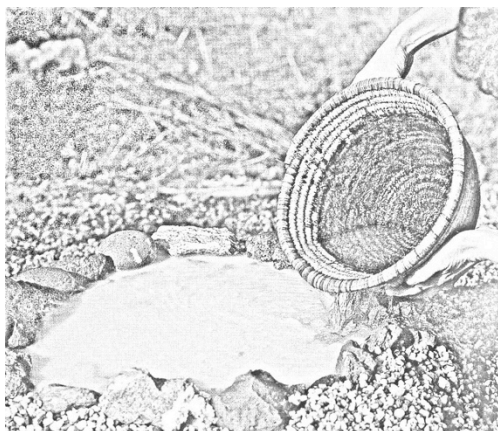
6. Where should you dry your acorns?
 - a) in the refrigerator
 - b) by the stove
 - c) in the creek

7. What is it called when you run water through the acorn flour?
 - a) leach
 - b) pound
 - c) float

8. What is the name of the hard, round thing used to cook acorn soup?
 - a) ball
 - b) stick
 - c) rock

9. What will happen to the soup if you don't stir it while it is cooking?
 - a) it will spill
 - b) it will burn
 - c) it will not cook

10. What kind of spoon did men use traditionally to eat with?
 - a) an elk horn spoon
 - b) a metal spoon
 - c) a plastic spoon




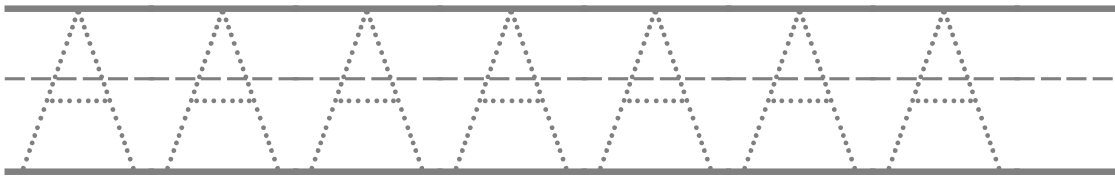

Name _____



I see an acorn.

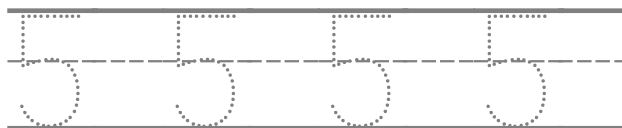
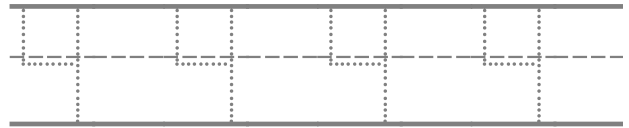
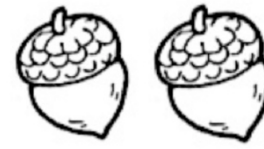
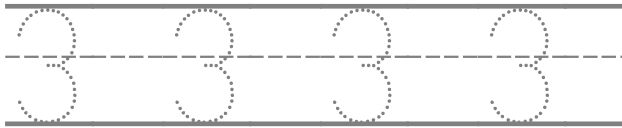
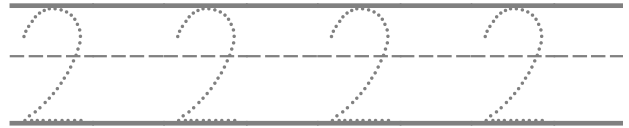
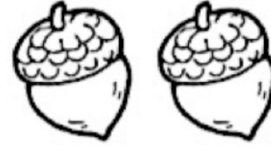
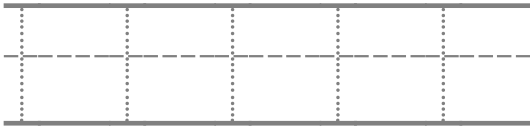
Name _____

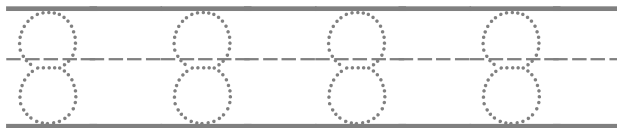

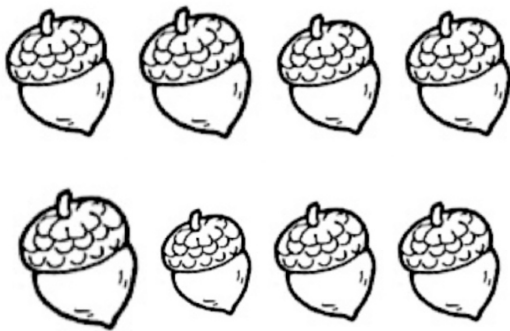
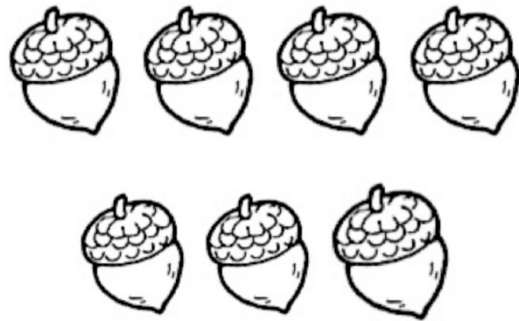

Acorn Color and Printing Worksheet



Name _____

Acorns Count and Trace

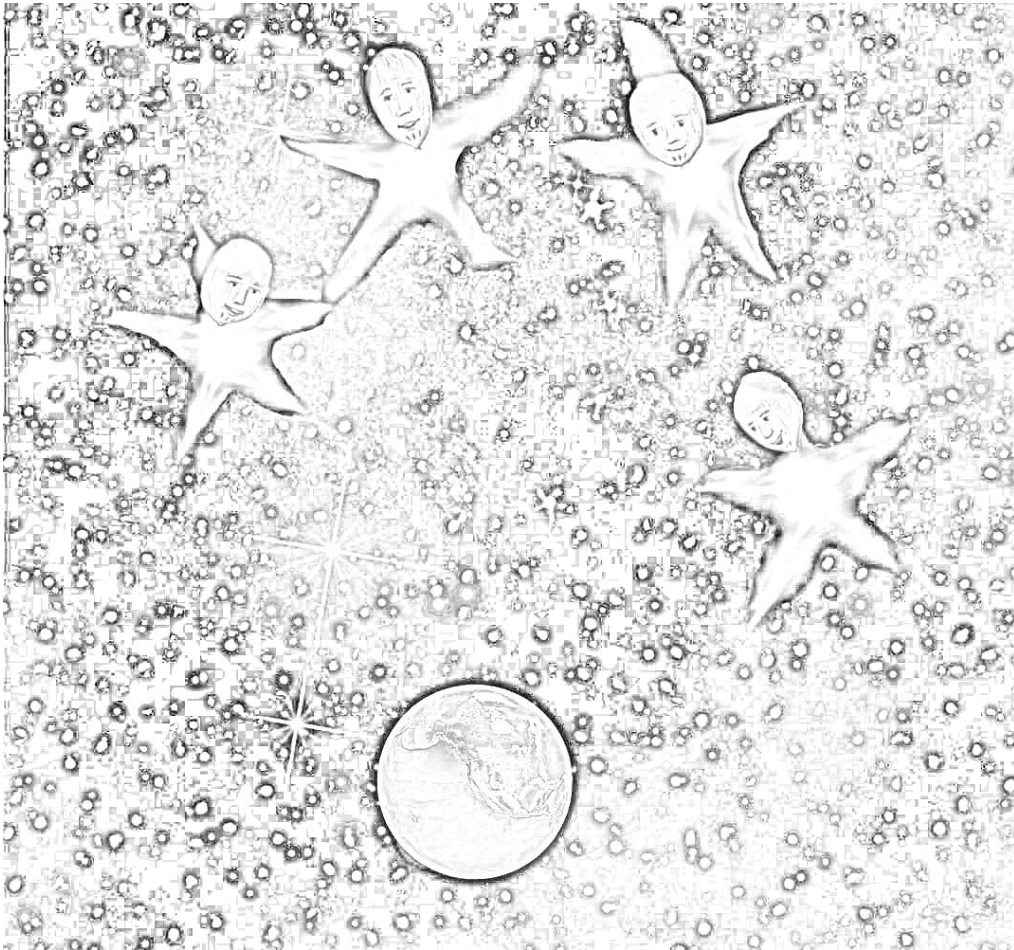




Name _____

Story of Oaks Sequencing Worksheets

The Spirit people told the acorn maidens to hurry and make their caps and get ready to go to earth.




Hurry to finish caps.

Name _____

Story of Oaks Sequencing Worksheets

Who finished their caps?



White and Live Oak

finished their caps.

Name _____

Story of Tan Oak Acorns Sequencing Worksheets

What did Black Oak Maiden do?



Black oak wore a
cooking basket.

Name _____

Story of Tan Oak Acorns Sequencing Worksheets

What did Tan Oak Maiden do?




She turned her cap
inside out.

Name _____

Story of Tan Oak Acorns Sequencing Worksheets

How did White and Live Oak tease the Oaks who had not finished?




They laughed

scornfully.

Name _____

Story of Tan Oak Acorns Sequencing Worksheets

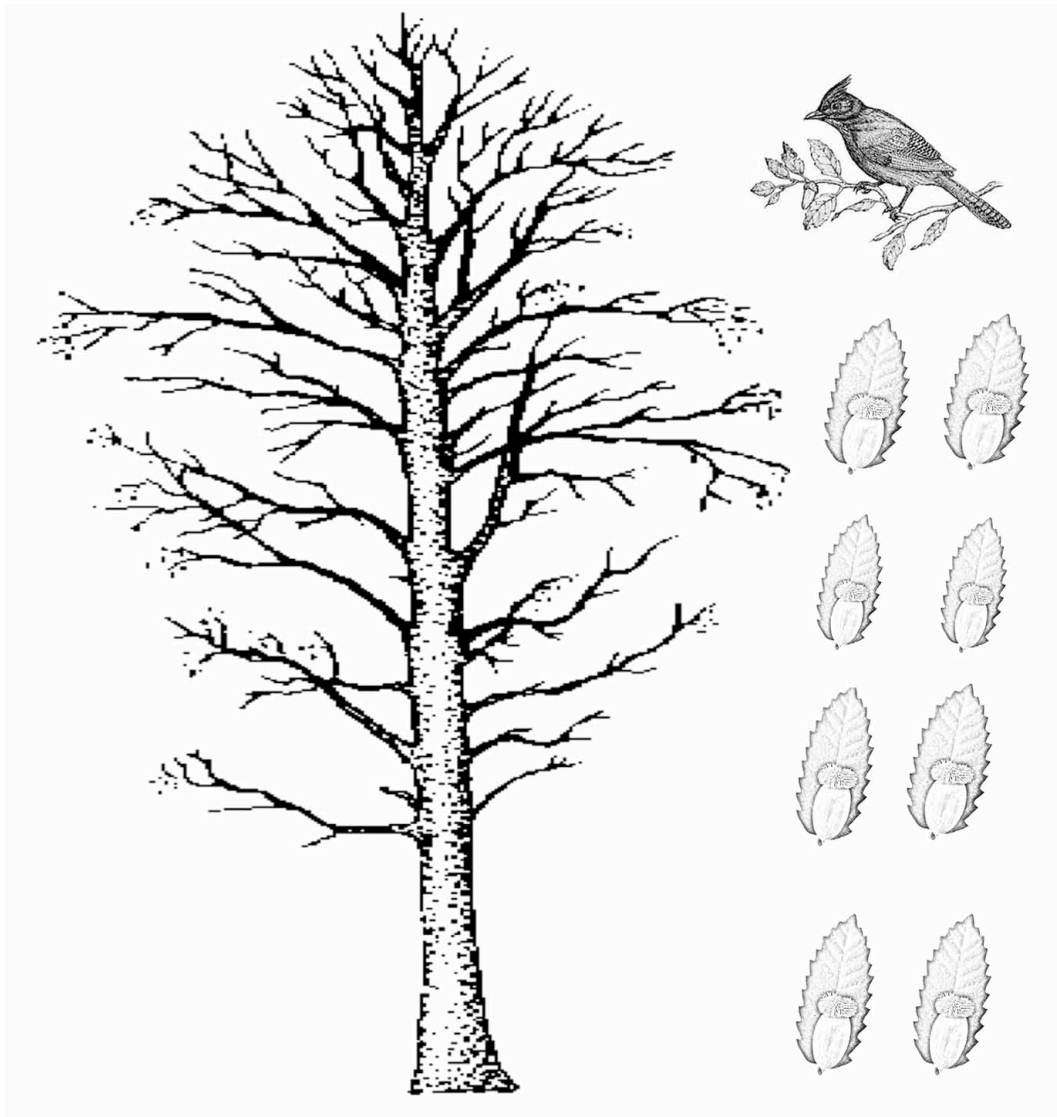
Did Tan Oak Acorn's Wish Come True?



I am the best

tasting acorn!

Name _____



I see an oak tree.

Name _____

Short A - "I see a cap" Worksheet. Color the cap to show the porcupine (kaschiip) overlay



Cap

I see a cap.

Name _____

Write the word from the box to complete the sentence.

Select a word

go the on

1. I see _____ otter.



2. I see otter _____ the
rock.



3. Go, otter, _____!



Name _____

pay sáruk – Otter Coloring Worksheet



pay sáruk - **Otter**

The otter swims in streams for fish.

The hide makes a beautiful quiver and is used in many dances.

Name _____

púufich – Deer Coloring Worksheet




púufich - deer; deer meat

Deer meat is a favorite animal food among many tribes.

The hide is tanned for many purposes, including women's dresses.

Name _____

***kaschiip* – Porcupine Coloring Worksheet**



***kaschiip* - Porcupine**

The porcupine's body is covered in hair and sharp quills.

The quills are dyed for a yellow color and used in basketry and for girls' headdresses (halos).

Name _____

Acorn Maiden Worksheet: Trace the letters in the tree names and draw a line to the symbol to identify each acorn maiden.



Tan Oak



White Oak



Live Oak



Black Oak



Notes:



Plant Field

Guide

Name _____



Chamomile



Clover



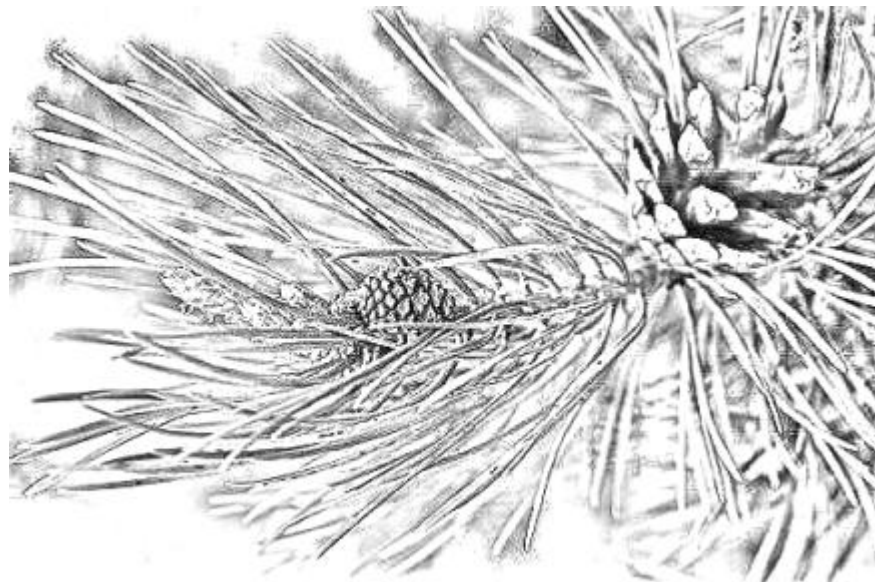
Plantain



Dandelion



Peppernut



Pine



Madrone

Karuk Glossary

xanchifichtiktiikhithan – a plant, chamomile. Literally: 'having fingers like frog fingers'

âapun pathrímpiithvaan – clover. Literally: 'that which spreads around on the ground.' The only variety that is actually native to our landscape is the rattlesnake plantain.

achnat'apvúytiiv a plant, the rattlesnake plantain. Literally: 'rat-tail ear'

imshaxvuh'ípa – dandelion. Literally: 'gum-bush'

pahípsaan – peppernut leaf.

pahiip – peppernut tree.

inkánsuun – peppernut.

Pine trees: There are names for several species that are native and the 'ip' on the end means 'tree': ***úsip*** sugar pine tree; ***axyúsip*** bull pine, gray pine; ***ishvírip*** Jeffrey pine;

ihvath – madrone bark.

kusrípan – madrone tree.

kusrípánsaan – madrone leaf.

kusrípish – madrone berry.





Name _____

Nature and the Northern California Indians

Comprehension Questions

1. What was a major food for California Indians?
 - a) bees
 - b) rocks
 - c) acorns
2. When do you gather acorns?
 - a) winter
 - b) fall
 - c) at night
3. What are the most common fish eaten in Northern California?
 - a) salmon
 - b) crabs
 - c) sharks
4. What kind of shell did Karuk people use for money?
 - a) dentalium
 - b) lizard
 - c) crab
5. Where did Karuk people store their shell money a long, long time ago?
 - a) In their belly
 - b) in the bank
 - c) in an elk horn purse
6. What tree was used to make canoes?
 - a) banana tree
 - b) redwood
 - c) cactus
7. What is used to make glue?
 - a) sturgeon
 - b) flour and water
 - c) sand
8. When are pine nuts gathered?
 - a) on your birthday
 - b) Christmas morning
 - c) fall

Draw a picture of what these spirits can be used for.



Name _____

Naming Words

Draw a line to the picture that shows how the salmon, woodpecker, deer and tree can be used.



Name _____

Who Lives Here

Draw a line to the picture that shows where the salmon, woodpecker, deer and people live.



Draw a picture of something you think might live in a cave.





Name _____

High Frequency Words

I, see, my, have, a, like, the, to.

1.

I see the



2.

I like to eat



3.

I have a



4.

See my



Name _____

chúufish – Bald Eagle Coloring Worksheet



Bald Eagle

The bald eagle's feathers are used in making head dresses.

Name _____

thúuk – Flicker Coloring Worksheet



Flicker

Flicker has colorful feathers used in dance regalia.

Name _____

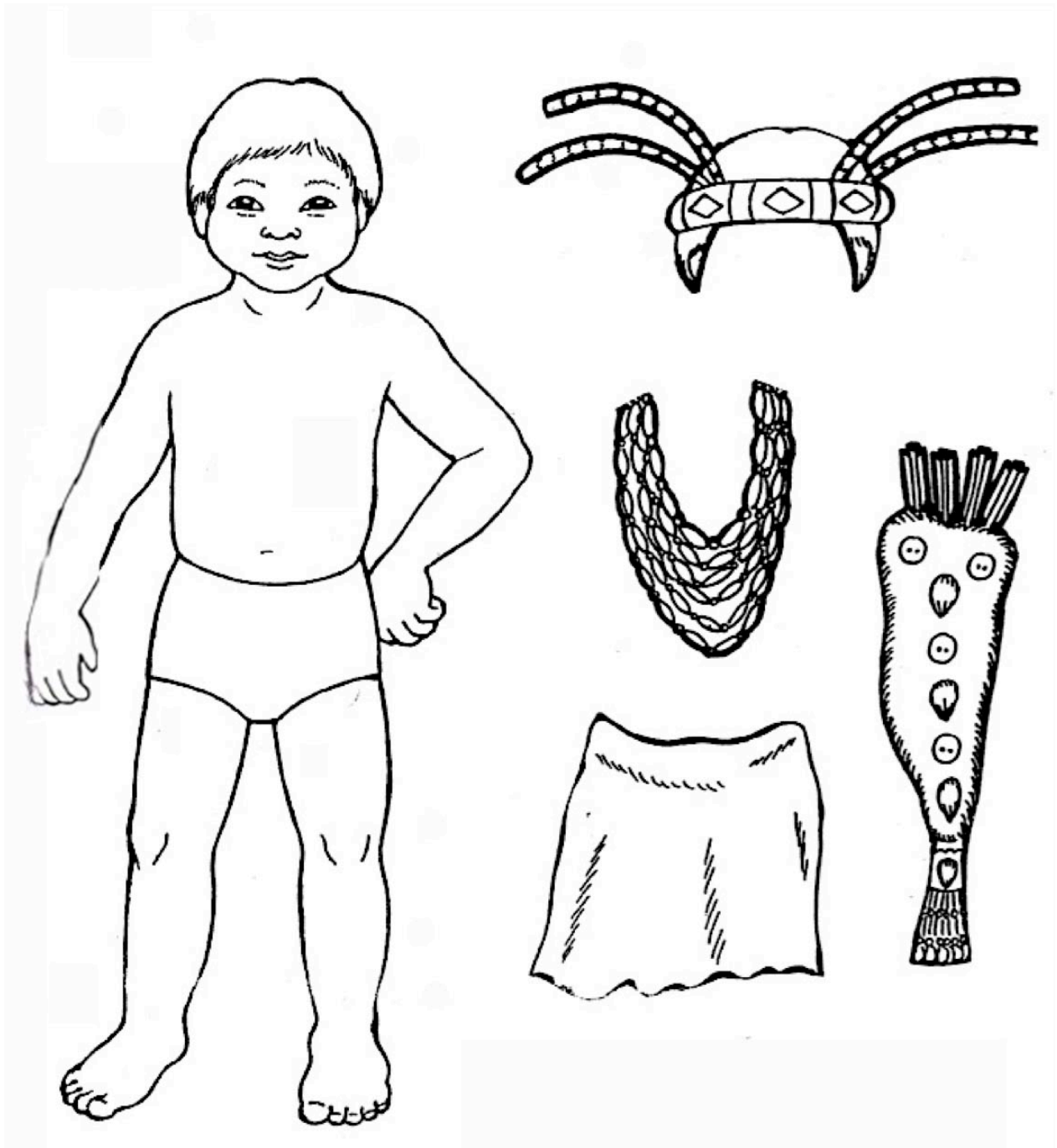
iktakatákaheen — Pileated Woodpecker Color Worksheet

Woodpecker

This woodpecker's brilliant red scalp is highly prized among tribes. It takes many scalps to make a single dance head dress.

Name _____


After coloring, paste the regalia on the boy.



Boy's Dance Regalia

Name _____

After coloring, paste the regalia on the girl.

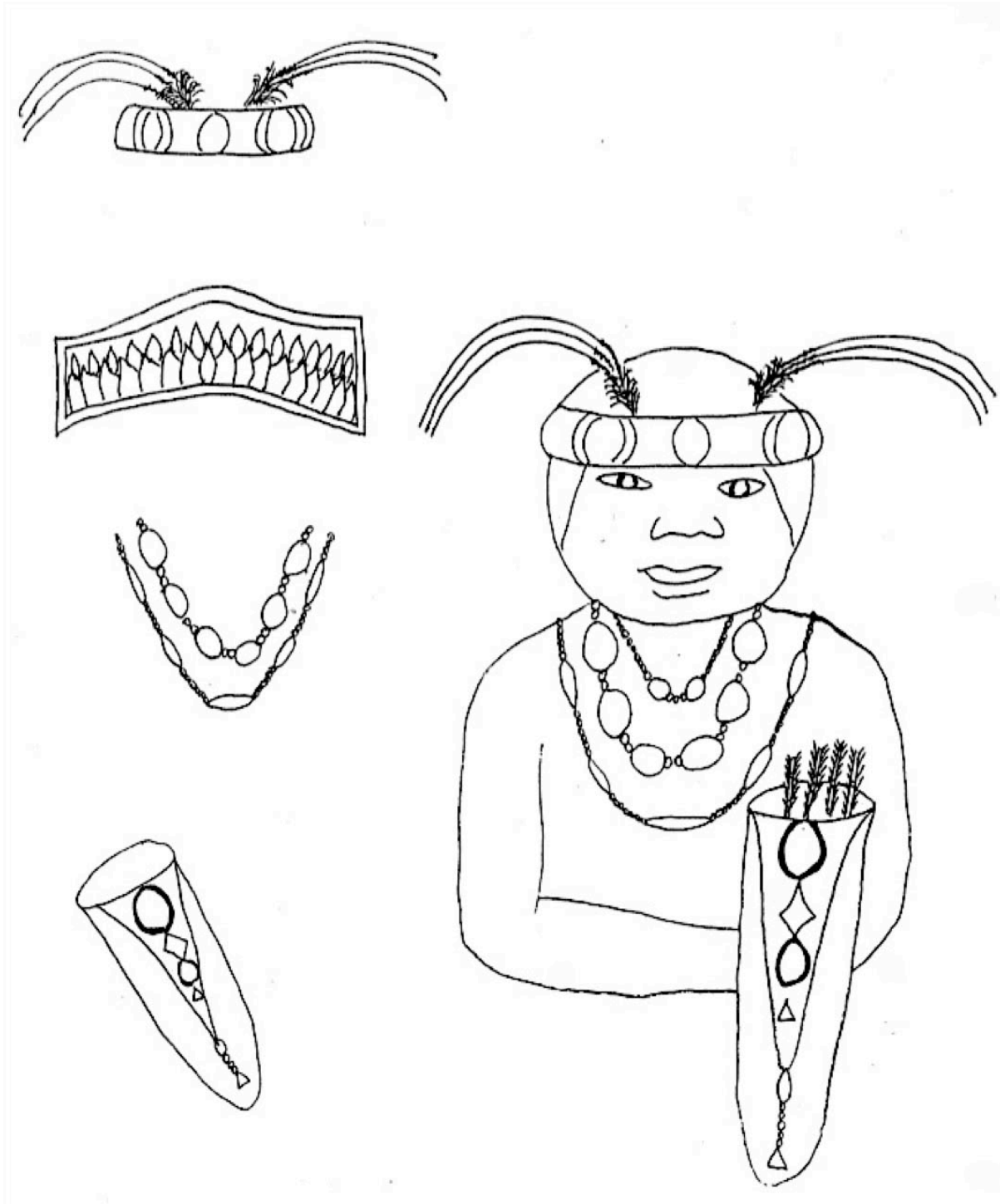


Girl's Dance Regalia

Name _____

Color; then circle the item that belongs to the Brush Dancer.

What Belongs to the Brush Dancer?



Name _____

Color; then circle the two girls that are the same.

Which two girls are the same?



Name _____

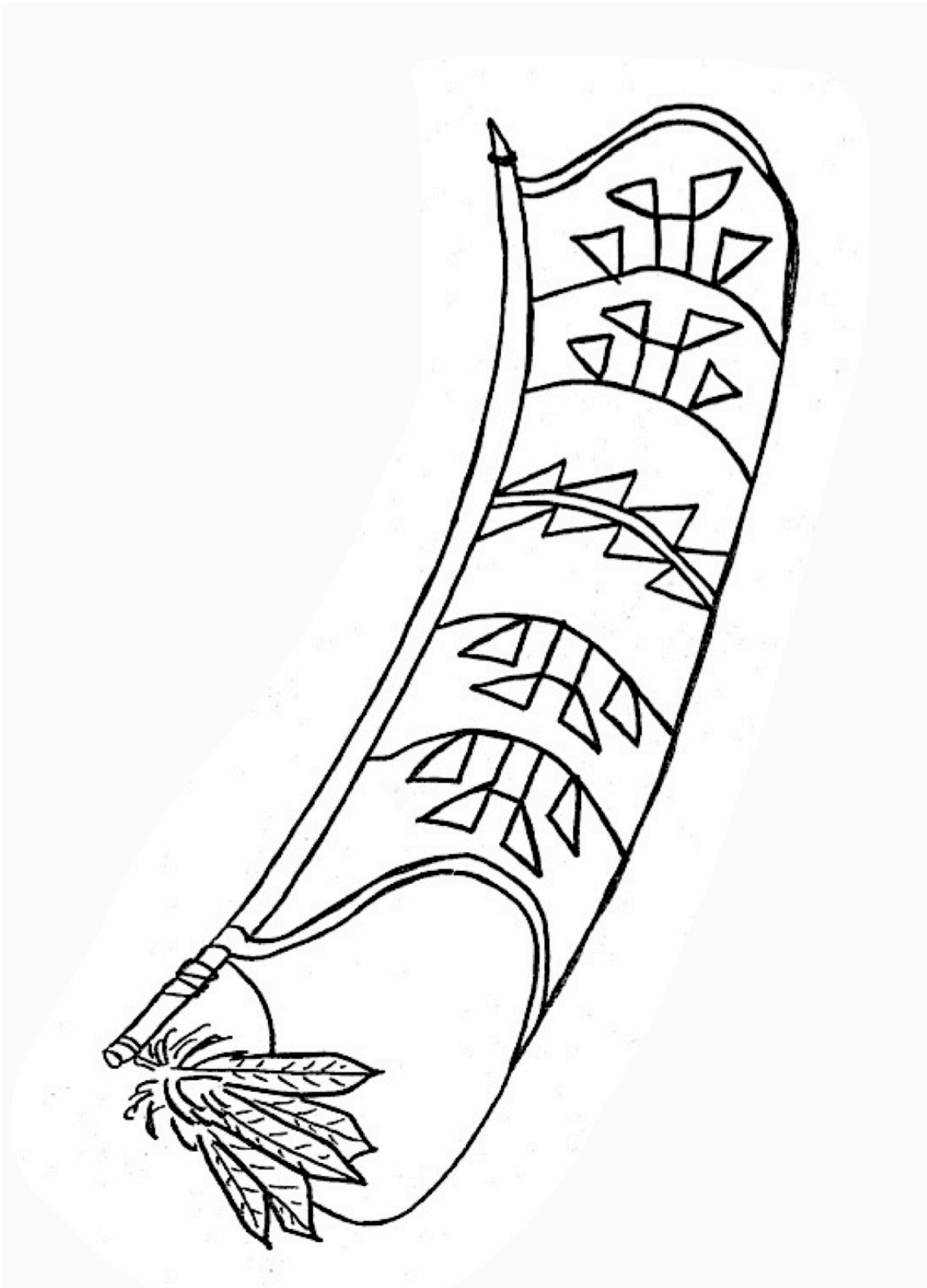
Color the brush dancer.



Brush
Dance

Name _____

Color the Jump Dance basket.





Karuk Tribe
Department of Natural Resource

Food Security Program

Nanu'ávaha



pikyávish

Working together
with all our relations
to fix the world

