




Indian Land Tenure
FOUNDATION



Karuk Tribe: *Nanu'avaha*

First Grade Workbook

This book belongs to _____





Karuk Tribe: *Nanu'ávaha* **Acknowledgements**

The Karuk Tribe recognizes that the *Nanu'ávaha* curriculum represents the combined efforts of many to collect, present and perpetuate tribal knowledge to and for the next generations. As such, your feedback about the curriculum and its effectiveness is an important part of this living document.

We would like to acknowledge that this curriculum is based on the work of the Klamath-Trinity Joint Unified School District Indian Education Program, and extend our deep appreciation and respect for those who worked on their Indian Land Tenure project: Margo Robbins, Billie Sanderson, Monique Sonoquie, Kate Lowry, and Phil Albers.

We also appreciate the support and valuable input from:

Karuk Resource Advisory Board: Earl Crosby, Jaclyn Goodwin, Leaf Hillman, Alvis “Bud” Johnson, Joshua Saxon, Toz Soto, Renee Stauffer, William Tripp, and Alex Watts–Tobin

Karuk Food Security/Indian Land Tenure Curriculum Developers and Tribal Oversight: Leaf Hillman, Lisa Hillman, Bari Talley, and William Tripp

Karuk Tribal Council: Russell Attebery, Elsa Goodwin, Sonny Davis, Alvis “Bud” Johnson, Joshua Saxon, Renee Stauffer, Arch Super, Robert Super and Joseph Waddell

Others who have helped contribute: Adrian Gilkison, Julian Lang, Karen Lenk, Sophie Neuner, Craig Tucker, and many more in abundant ways

We are grateful for the generosity of Indian Land Tenure Foundation for making this curriculum project possible. This project was funded by the USDA-Agriculture and Food Research Initiative of the National Institute for Food and Agriculture Grant #2012-68004-20018.

***Yôotva* – Thank you!**

©2015 Karuk Tribe

All rights are reserved. No part of this book may be reproduced without the express written permission of the Karuk Tribe. This booklet was produced by the Karuk Tribe, 64236 Second Avenue, PO Box 1016, Happy Camp CA 96039, 530-493-1600 Website: www.karuk.us

Layout and design: Bari Gayle Morehead Talley





Karuk Tribe: *Nanu'avaha* **First Grade**

Table of Contents

Lesson 1: Respect, Identity, Belonging and Responsibility

Lesson 2: Native Foods: What our ancestors ate, we can eat today

Lesson 3: Acorns, a traditional food for many Tribes

Lesson 4: Oral History, Lessons from our Stories

Lesson 5: Shells, Dentalium and the Ocean

Lesson 6: Animal Use in Ceremonies

Lesson 7: Traditional Ecological Knowledge and Western Science

Lesson 8: Plant Medicine

Lesson 9: Creation Gifts are all around Us



Name _____

Vocabulary Worksheet 1

Circle the correct answer and write the answer on the line.

1. My father's sister is my a_____.

brother sister aunt mother

2. My father's mother is my gr_____.

grandpa grandma aunt cousin

3. My mother's brother is my u_____.

brother uncle aunt sister

4. My mom's mother is my gr_____.

mother grandma aunt sister

5. My uncle's children are my c_____.

sisters parents aunts cousins

Name _____

Vocabulary Worksheet 2

Choose a word from the word box to complete each sentence.

grandpa	dad	sister	aunt
grandma	mom	brother	uncle

1. My _____ takes me to Pikyav ceremonies.
2. I like to cook with my _____.
3. My _____ and I go hunting.
4. I am going fishing with my _____.
5. My _____ tells me stories.
6. I help my _____ make acorn soup.
7. I like to go to the river with my _____.
8. My _____ takes care of me.

Name _____

Family Coloring Worksheet



Who Am I?

My name is _____.

My mother's name is _____.

My mother's maiden name is _____.

Where did your mother grow up _____?

My father's name is _____.

Where did your father grow up _____?

Parents/Caregivers, if you would like to share a story of where you come from with our class, please write your name, and the date and time that would work best for you. As a class, we are learning "who we are, and where we come from, and would like to hear your story.

Name _____

Day/Date I would like to share my story _____

Best time for me _____ morning _____ afternoon

Who Am I?

My name is _____.

My mother's name is _____.

My mother's maiden name is _____.

Where did your mother grow up _____?

My father's name is _____.

Where did your father grow up _____?

Parents/Caregivers, if you would like to share a story of where you come from with our class, please write your name, and the date and time that would work best for you. As a class, we are learning "who we are, and where we come from, and would like to hear your story.

Name _____

Day/Date I would like to share my story _____

Best time for me _____ morning _____ afternoon

Name _____

KWL Chart

Topic: _____		
What I K now	What I W ant to Know	What I L earned

Name _____

Acorn Comprehension Questions

1. When do we gather acorns?
 - a) winter
 - b) summer
 - c) fall

2. What kind of trees do acorns grow on?
 - a) oak
 - b) fir
 - c) cherry trees

3. The “cap” on a tanoak acorn is _____.
 - a) rough
 - b) smooth
 - c) red

4. If an acorn has a hole in the shell, what does it mean?
 - a) it is good
 - b) it is wormy
 - c) you should give it to your grandma

5. What is the name of the basket used to gather acorns?
 - a) baby basket
 - b) mortar
 - c) burden basket

6. Where should you dry your acorns?
- a) in the refrigerator
 - b) by the stove
 - c) in the creek
7. What is it called when you run water through the acorn flour?
- a) leach
 - b) pound
 - c) float
8. What is the name of the hard, round thing used to cook acorn soup?
- a) ball
 - b) stick
 - c) rock
9. What will happen to the soup if you don't stir it while it is cooking?
- a) it will spill
 - b) it will burn
 - c) it will not cook
10. What kind of spoon did men use traditionally to eat with?
- a) an elk horn spoon
 - b) a metal spoon
 - c) a plastic spoon

Name _____

High Frequency Worksheet**Acorns**

Read the words in the box. Write the correct word in the sentence.

Look

see

nut

fall

will

1. I _____ a tan oak tree.

2. _____ at the acorns.

3. An acorn is a _____.

4. We get acorns in the _____.

5. We _____ fill the basket.

Name _____

Acorns Sequencing – Gathering Coloring sheet



Name _____

Acorn Soup Sequencing – Cracking and Shelling Acorns Coloring sheet



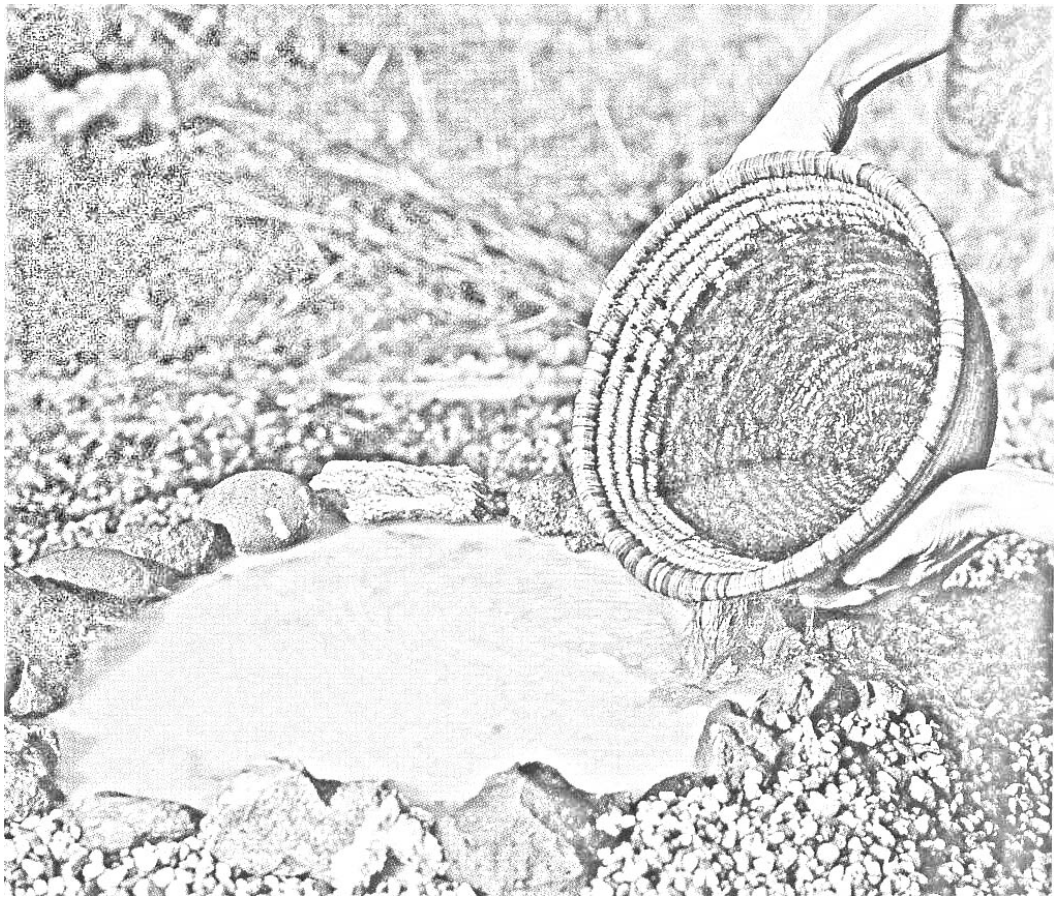
Name _____

Acorn Soup Sequencing – Pounding Grinding Acorns Coloring sheet




Name _____

Acorn Soup Sequencing – Leaching Acorns Coloring sheet



Name _____

Acorn Soup Sequencing – Heating Rocks Coloring sheet



Name _____

Acorn Soup Sequencing – Cooking in Basket Coloring sheet



Name _____

Match the pictures that go together.



fire



sifting tray



pounding basket




cooking basket



storage basket



eating basket



pounding stone



cooking rocks



acorn flour



men's spoon




acorns


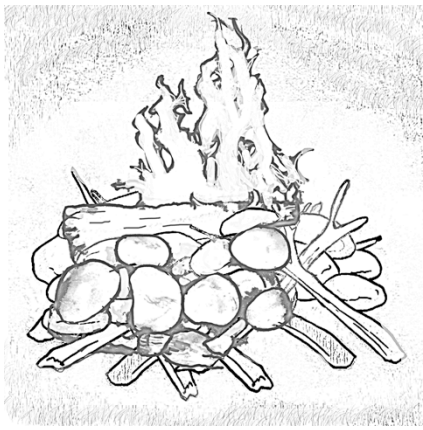
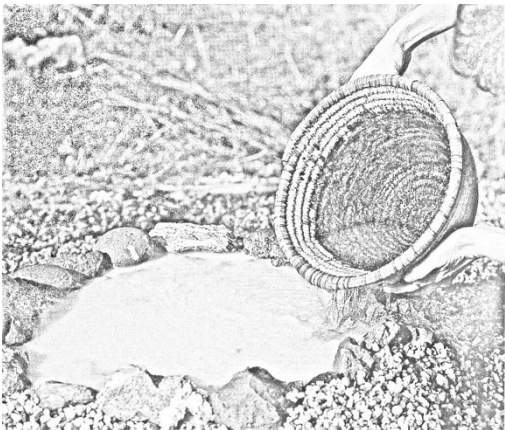


cooking paddle

Name _____

Acorn Soup Sequencing – It's Soup! Coloring sheet

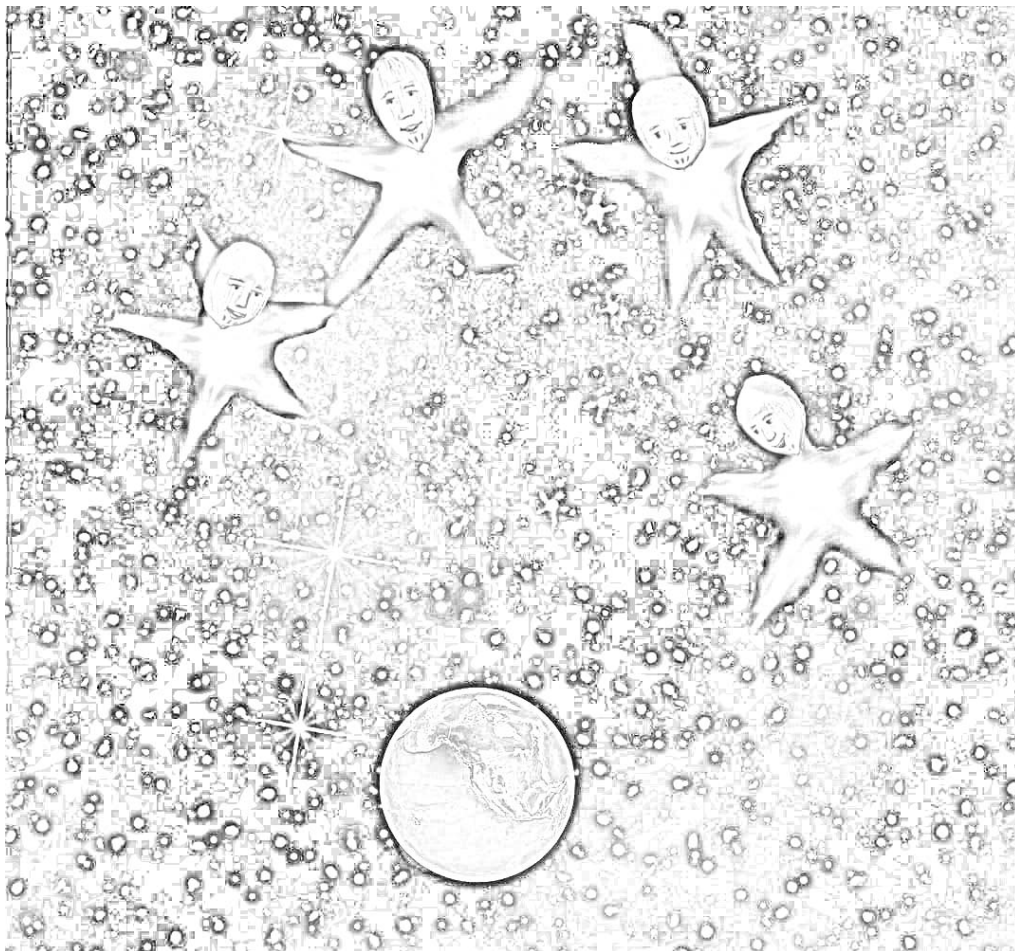




Name _____

Story of Oaks Sequencing Worksheets

The Spirit people told the acorn maidens to hurry and make their caps and get ready to go to earth.




Hurry to finish caps.

Name _____

Story of Oaks Sequencing Worksheets

Who finished their caps?



White and Live Oak

finished their caps.

Name _____

Story of Tan Oak Acorns Sequencing Worksheets

What did Black Oak Maiden do?



Black oak wore a
cooking basket.

Name _____

Story of Tan Oak Acorns Sequencing Worksheets

What did Tan Oak Maiden do?




She turned her cap
inside out.

Name _____

Story of Tan Oak Acorns Sequencing Worksheets

How did White and Live Oak tease the Oaks who had not finished?




They laughed
scornfully.

Name _____

Story of Tan Oak Acorns Sequencing Worksheets

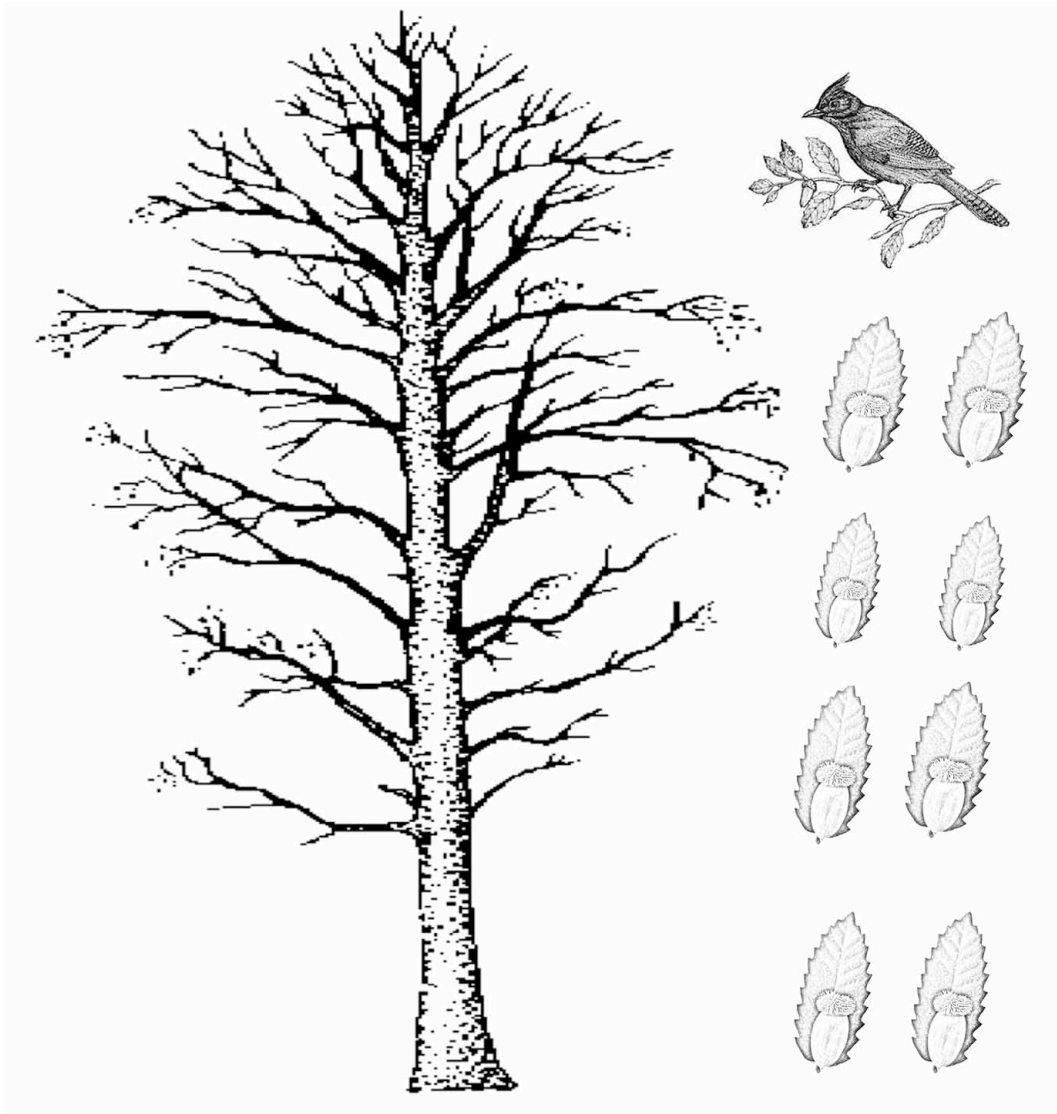
Did Tan Oak Acorn's Wish Come True?



I am the best

tasting acorn!

Name _____



I see an oak tree.

Name _____

Fill in the circle for the correct answer choice.

How Shells Found an Ocean Home – Comprehension Check

1. Who is the story about?
 - ☐ shells
 - ☐ money
 - ☐ boats

2. Where did the shells want to go?
 - ☐ the ocean
 - ☐ the creek
 - ☐ the store

3. The shells went into the ocean from what river?
 - ☐ Nile
 - ☐ Feather
 - ☐ Klamath

4. Who joined the shells at every village?
 - ☐ rocks
 - ☐ more shells
 - ☐ people

5. The people used shells for?
 - ☐ money
 - ☐ to build their houses
 - ☐ to dig

Name _____

Sh, Ch Worksheet - Write a word from the box to complete each sentence

fish	shells	showed	she
shiny	teach	each	brush

1. _____ gathered small clam _____

 for her dress

2. The shells looked _____ in the water.

3. My brother _____ me how to hook an eel.

4. My dad and I _____ caught five _____

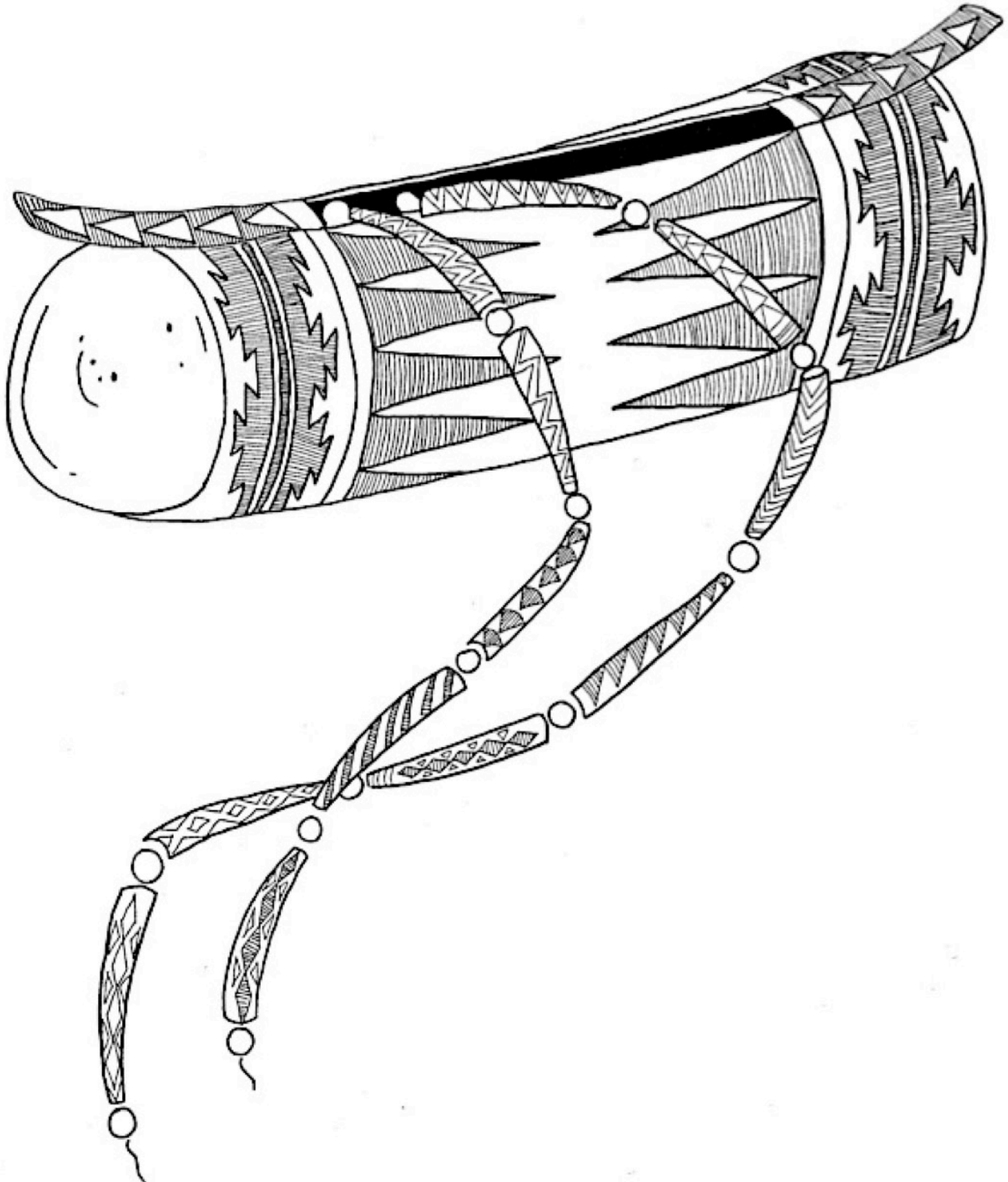
 to take to the Jump Dance.

5. My grandpa is going to _____ me a song to sing

 at the _____ dance.

Name _____

Jump Dance Basket Color Worksheet



Name _____

Ceremonial Dress Color Worksheet



Name _____

Woman's Brush Dress Regalia Color Worksheet



Name _____

Short A - "I see a cap" Worksheet. Color the cap to show the porcupine (kaschiip) overlay



Cap

I see a cap.

Name _____

Write the word from the box to complete the sentence.


Select a word

water

rock

log

1. The otter is on a _____.



2. What is behind the _____?



3. The otter is swimming under _____.



Name _____

***pay sáruk* – Otter Coloring Worksheet**



***pay sáruk* - Otter**

The otter swims in streams for fish.

The hide makes a beautiful quiver and is used in many dances.

Name _____

púufich – Deer Coloring Worksheet




púufich - deer; deer meat

Deer meat is a favorite animal food among many tribes.

The hide is tanned for many purposes, including women's dresses.

Name _____

***kaschiip* – Porcupine Coloring Worksheet**



***kaschiip* - Porcupine**

The porcupine's body is covered in hair and sharp quills.


The quills are dyed for a yellow color and used in basketry and for girls' headdresses (halos).

Acorn Maidens Worksheet Clues

- a. *Black Oaks have leaves with pointy, serrated lobes, cut deep or shallow.*
- b. *Tan Oak acorn caps are covered with bristles.*
- c. *White Oak leaves have rounded lobes.*
- d. *Live Oaks acorns are elongated and narrow with pointy ends.*

New Caps

Illustration by Bari Gayle Morehead Talley



Study the illustration and listen to the clues. Identify the acorn maidens on the worksheet.

Name _____

Acorn Maiden Worksheet: Trace the letters in the tree names and draw a line to the symbol to identify each acorn maiden.



Tan Oak



White Oak



Live Oak



Black Oak



Name _____

Circle all of the nouns in each sentence.

Nouns Worksheet


A noun is a person, place or thing.

1. You have to train for many years to become a Medicine Woman.



2. Mouse has a very long nose.

3. Frog worked very hard to pass the test.



4. The peppernut maiden passed the test to be a Medicine Woman.



5. Peppernut leaves are still used for medicine.

Name _____

*Write a word from the word box to complete each sentence.***Long 'o' Word Choice Worksheet**

know

show

oak

soaks

float

boat

grow

though

1. Can you _____ me where to gather peppernuts?

2. The _____ can _____ on the river.

3. Acorns _____ on tan _____ trees.

4. My grandma _____ her acorn flour before she makes acorn soup.

5. Is pepperwood tea good for a sore _____ ?





Name _____

Nature and the Northern California Indians

Comprehension Questions

1. What was a major food for California Indians?
 - a) bees
 - b) rocks
 - c) acorns
2. When do you gather acorns?
 - a) winter
 - b) fall
 - c) at night
3. What are the most common fish eaten in Northern California?
 - a) salmon
 - b) crabs
 - c) sharks
4. What kind of shell did Karuk people use for money?
 - a) dentalium
 - b) lizard
 - c) crab
5. Where did Karuk people store their shell money a long, long time ago?
 - a) In their belly
 - b) in the bank
 - c) in an elk horn purse
6. What tree was used to make canoes?
 - a) banana tree
 - b) redwood
 - c) cactus
7. What is used to make glue?
 - a) sturgeon
 - b) flour and water
 - c) sand
8. When are pine nuts gathered?
 - a) on your birthday
 - b) Christmas morning
 - c) fall

Draw a picture of what these species can be used for.



Name _____

Naming Words


Draw a line to the picture that shows what the salmon, woodpecker, deer and tree can provide for us.



Name _____


Who Lives Here

Draw a line to the picture that shows where the salmon, woodpecker, deer and people live.



Draw a picture of something you think might live in a cave.





Name _____

High Frequency Words

I, see, my, have, a, like, the, to.

1.

I see the



2.

I like to eat



3.

I have a



4.

See my





Karuk Tribe
Department of Natural Resource

Food Security Program

Nanu'ávaha



pikyávish

Working together
with all our relations
to fix the world

